

set IN steel

SLABS  
BY DESIGN

# CONCRETE CLIENT GUIDE

Stunningly Unique  
Architectural Concrete

[www.setinsteel.com.au](http://www.setinsteel.com.au)



To show passion through the medium of concrete...

---



UNIQUELY

## YOURS

Concrete with quiet confidence.

Designed for you—pure form meets everyday ease.

With time and use, the surface softens becoming even more beautiful.



## ABOUT US

### WHERE A VISION BECOMES REALITY

The first sparks of fire were lit in Set In Steel's foundation late in 2015. Jared Evans, the force behind the business, had a love and passion for creating beautiful things by hand. His exploration into the world of Architectural concrete began along with a driven need to know all that he could to push the boundaries of all that was traditionally possible with concrete.

His thirst to investigate into what more he could do with this product, led to a rapid growth in his startup business. He was willing to find solutions for projects that other fabricators were not keen to explore.

As a result Set In Steel quickly grew into a full-time business allowing him to move on from a successful apprenticeship and 10 years in the mines to fully focussing on Set In Steel.

Early recognition came from a request to assist with concrete features in a display at the Melbourne International Flower and Garden show winning acclaim and being showcased on Better Homes and Gardens.

This quickly led to projects with the local council and builders which ignited the business and the passion Jared had for it.

The business has grown year on year and he has acquired other like minded businesses to increase his footprint in the Concrete Craftsman field of Architectural Concrete. Concrete2Style and SlabsbyDesign now come under the Set In Steel banner.

Today we design and handcraft custom architectural concrete pieces that feel bold, timeless and made just for you: benchtops, outdoor kitchens, seating, bathroom fixtures and furniture.

Jared leads his team of skilled makers developing their experience and together they bring fresh ideas, steady hands and pride in every detail.

Led by Jared and his wife Margueritte, they pair engineering know-how with artistry. Leaning into concrete's natural character—its texture, its quirks—to create one-of-a-kind statement pieces that balance luxury with everyday use. Set In Steel is a family business, a shared passion, and a growing legacy for their son Noah.

From a simple polished sink to a five-metre island or a custom alfresco BBQ, we collaborate from first sketch to final install, keeping you involved and excited at every step.

We serve the Illawarra, Shoalhaven, South Coast, Southern Highlands, Greater Sydney and beyond, working closely with those looking for a unique difference within their built environment.



# EARLY DAYS



## MELBOURNE INTERNATIONAL FLOWER & GARDEN SHOW 2016



UNIQUELY

## YOURS

The character of concrete is undeniable. It is a symphonic harmony of form and function.

By its very nature, your bespoke slab is hard wearing, and long lasting. Concrete is durable and practical, ages gracefully, distinctively and will weather, developing a patina over time.


As part of our hand-crafted process, your surface has been polished and sealed to the highest possible standard.

We use the highest performing sealers on the market, safe and upon curing, are heat resistant to 149 C (300 F). This high-performance, two-part concrete sealer is a low-sheen, food safe sealer specifically designed for the application of sealing concrete bench tops and furniture.

To ensure a satisfying aesthetic experience, we've put together this guide to provide as much information as possible to assist you in the decision to invest in the creation of your own unique handmade concrete statement pieces for your future enjoyment.

Is now the time to take the next step in bringing your ideas to reality?

Your bespoke concrete piece will be the embodiment of, and infused with, all that is to be celebrated about concrete, with its prolonged natural beauty and raw organic feel, to last for a lifetime of use.



## LET'S START HERE

Our step-by-step process:

- We will provide an itemised quote based on the plans and details provided, noting all inclusions
- Clarification, review and revision of quote as needed
- Client approval of the quotation via email
- Initial invoice is issued for a payment of 50% of the fabrication costs to allow the project to be included in the schedule
- Colours and finishes will be discussed and colour samples prepared if necessary
- If no site measure is required, your project will move to the preparation of shop drawings which we will send to you for approval once complete
- If you benches are being installed on joinery, we will come to site and complete a full site check once the joinery carcasses have been installed.

Your final shop drawings will be prepared noting all pieces, sizes, finishes and finer details and will be sent to you for approval along with any price adjustments due to size changes or the inclusion of additional pieces to what was quoted

- Once all approvals are obtained, fabrication will commence and will take approximately 2-4 weeks depending on the scope of works and what is currently underway in the workshop
- Once the project has been poured, we will issue the final invoice, with payment required prior to delivery as per our terms of trade and Goods in Transit Insurance Policy requirements
- Installation date will be confirmed once the final payment is made
- Most installations will be completed on the one day unless it is a larger project
- A HIAB may be needed to lift larger pieces onto a level floor to allow us to move them into position - this will be noted on your quote or advised following site check

# WHEN HARD THINGS HAPPEN



Custom Fire Hearth  
Pearl

# SHARP MODERN LIVING



Fire Hearth  
ECC - Fossil

# IMPORTANT CONSIDERATIONS

Whilst we make every attempt to work in with your building requirements, there may be times that we are not able to attend to your site measure at your desired time, even when your initial payment has been made some time prior.

This may be a result of the following issues:

## WORK IN PROGRESS

If your site becomes ready for site check at a time when we are currently working on large projects that take up much of our resources, you may need to wait a short period of time to allow us to commence yours. We will do our best to accommodate all projects in a timely manner and will endeavour to keep you up to date, advising of any delays as they become apparent.

## CHANGE IN PLANS

There will be times when plans change at site measure due to unexpected situations, or unforeseen challenges such as site access issues or limitations, as well as the potentiality of a change of mind by the client in relation to the basic design, shape, finish or colour of the piece/s.

Situations arising such as these may result in a delay in the progress of your project, particularly if we need to determine other methods to remedy the issue of site access, source materials, or require further discussions in relation to the order.

## MATERIAL DELAYS

From time to time, we may experience delays in sourcing certain materials. Should this occur, the time required to complete projects may be delayed. We will do our best to have stock on hand and will provide details should any delays occur as a result of this at the time of your project.

## IMPORTANT CONSIDERATIONS

### INCREASE IN SIZE OF PROJECT

There will be times that at the point of site measure, the scope of works required for the project will change, including an increase in the overall size of the project. This may see the project delayed or split into stages. There may be times when we cannot complete all of the extra pieces at the same time of the original project, due to prior commitments made towards other projects.

We will advise you of options available if an additional installation date is required. Any changes in scope of works discussed and determined at/upon completion of site check will be re-quoted with approval sought and required to be received in writing prior to commencement of fabrication works. This may cause some delays in completing your project.

### CLOSURES

Delays may occur at certain times of the year due to holiday closures. Set In Steel will generally have a 3 week business closure over the Christmas / New Year holiday period. Any works not commenced by mid to end of November may not be able to be completed prior to the end of year closure. We will do our best to keep our clients updated of any delays due to closures as they occur.

# IMPORTANT CONSIDERATIONS

## DELAY WITH JOINERY INSTALLATIONS

Delays may occur to your project if your expected site measure is delayed due to your builder or joinery installations. We will do our best to accommodate your project, however, we ask that you please provide as much notice as possible should any delays occur on your end. Communication is key to ensure any unnecessary delays are avoided.

## UNAVOIDABLE DELAYS

Many factors can impact on the smooth flow in the progression of some of the projects we work on. We will always do our best to work as closely with you as possible to ensure a positive outcome. Unfortunately, there will be times when expectations cannot be met when dealing with situations that are out of our control. We will do our best to keep you informed of the progress of your project.

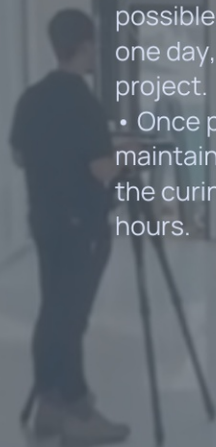


## FABRICATION UNDERWAY

Once your site measure has been completed and all approvals have been received, the fabrication process can commence.

The following stages are core and need to be completed in their listed order as part of the fabrication of your project. Allowance must be made for the curing of the concrete and drying of sealers prior to delivery. We will keep you informed as much as possible during the process and will provide photos of the progression of your piece(s) throughout the process.

- Site check is completed. Colours and finishes have been selected and final plans are provided for approval - consideration needs to be allowed for specialty products such as aggregate and custom mouldings which may need to be ordered prior to commencement of your project. We will advise you of any potential lead times upfront at the quoting or site check stages.
- In most cases we will fabricate the moulds for your order in house. This may take a number of days depending on the size and complexity of your project.
- Once the moulds have been completed, your project will proceed to the pouring stage of the process. Where possible, we will endeavour to pour your entire project on the one day, however this again depends on the size of your project.
- Once poured, your project is placed under blankets to maintain a regular temperature allowing sufficient time for the curing process to complete, which may take 36-48 hours.



## FABRICATION UNDERWAY

- Once the pieces have cured, we will remove the blankets and de-mould each individual piece. A quality check will be conducted to ensure we are satisfied with the quality of the pour, and that the pieces can proceed onto the next stage. The first sand and acid wash is then completed. The project is then left to dry for at least 48 hours.
- The pieces are now grouted to fill in any surface pinholes or air pockets – the desired texture and finish specified will determine how much grout will need to be applied. The pieces are then left for a further 24-36 hours to ensure the grout has cured and set. Please note that some small pin holes may remain in the surface of the finished pieces. A more organic look can be customised if you prefer.
- We will then wet polish your pieces once again after which they are moved into the sealing stage of the process.
- It is at this stage that the final sealing and quality checks are completed. This step may take a number of days depending on the size of the project. We need to allow sufficient time for the sealant to dry, cure and adhere, prior to delivery or freight.
- Pieces to be freighted will be packed and booked in for delivery.
- Installation will generally be completed in one day, depending on the size and location of the project.



# FINISHES

Set In Steel craftsmen use a range of architectural concrete mixes made specifically for the detailed custom projects we are tasked to create. These mixes not only allow us to achieve a higher level of polish, they are also much stronger than regular concrete mixes.

They do not require steel reinforcement and are strengthened by the addition of polymers, glass fibres and fibreglass mesh. The benches are generally approx 20-25mm thick with the facings made to whatever the desired thickness is. The overall weight is approx 40-50kg a m2 and will not require any further structural support than any other stone bench would need.

We offer a range of finishes including the following:

## GFRC OFF THE FORM FINISH

Our off the form mix is excellent when pouring difficult shapes and curves, or moulded shapes such as inbuilt basins. It has a creamier and more even colour finish with minimal flow marks and some pinholes.



GFRC Off the Form Vanity top  
Black

# FINISHES

## ECC TROWEL FINISH

This is our most popular finish when creating custom benches for kitchens and BBQ's.

The hand-troweled finish creates a variation of light and dark shades in your selected colour with stunning texture and movement contributing to the uniqueness of your custom concrete project. This finish is excellent for high use areas such as kitchen and BBQ bench tops.



ECC Trowel Finish BBQ Benchtop, Splashback, Waterfall Legs and Door Fronts

Classic Grey top, waterfalls and splashback with darker tone of Classic Grey on the Doors



ECC Trowel Finish Benchtop  
Sand

# FINISHES

## POLISHED AGGREGATE FINISH. (TERRAZZO)

Polished Aggregate is similar to the popular “Terrazzo” finish where various aggregates are added to the concrete mix. Choose from a selection of decorative aggregates and coloured concrete mixes to bring your design to life. The surface is highly polished to reveal not only the beautiful concrete colour, but also the many variations in the stones selected.



White  
Marble



Sunset  
Gold



Seafoam  
Marble



Kyneton  
Green



Austral  
Black



Riverina  
Granite



Padthaway  
Green



Koonunga  
Hill Grey



Harcourt  
Granite



Cudjee  
Marble



Burgundy  
Granite



Angaston  
Pink



Calca  
Granite

# FINISHES



## HAND PRESSED FINISH

Our hand pressed finish offers another point of difference with your concrete order. Air pockets and crevices are created by hand packing the concrete mix against the moulds. A variance in the degree of the texture can be achieved by adding or lessening the amount of water used in the mix. Perfect for outer facings on plinths and table bases, it can also be used on bath and some basin outer facings.



## REGULAR CONCRETE

Regular concrete mixes from the larger batch plants are great to use when we need to make a bench to withstand high degrees of heat such as under pizza ovens and timber fires. Whilst the level of polishing is not as refined as we can offer with our custom lightweight mixes, we are still able to create beautiful fit for purpose surfaces that will patina and develop over their lifetime .

# COLOURS

Whoever thought that concrete could only come in grey ...

Our original standard colour range set of 22 colours has expanded to over 70.

All of our colours can be made lighter or darker if needed. We are also able to offer custom colour creations if you are able to supply us with something to match to.

We are able to provide colour disc samples that are a reflection of the colours, however these can change slightly depending on the finish you select and changes in oxides supplied. The round colour discs would be mostly like the finished surface of our GFRC off the form mix.

If ordering a benchtop we can also send a square sample of the ECC hand troweled finish so that you can see and feel the difference.



# COLOURS



White



Linen



Blush



Apricot



Plum



Venetian



Fire Brick



Rust



Guava



Cameo



Pearl



Oat



Oyster



Coral #1



Coral #2



Clay



Terracotta



Mink



Sand



Meringue



Flax



Sundance



Seed



Mint



Sage



Jade



Cargo



Eucalyptus



# COLOURS



New Eucalyptus



Khaki



Greentsone #4



Sky



Azure



Denim



Ocean



Smoke



Mist



Teal



Peacock



Classic Grey



Fossil



Nickel



Signature Grey



Slate Grey



Flint



Tydd



Americano



Charcoal



Platinum



Dove



Storm Grey



Maritime Grey



Gunmetal



Onyx



Anthracite



Lava



## SEALING

All of our projects are fully sealed with a two part polyurethane food safe sealer to protect the surfaces and allow for easy cleaning.

Whilst you are able to use your benches immediately, please remember that they are newly poured and sealed and curing which can take up to 6 weeks depending on the environment they are in and the weather. Please take care when using them.



## UNIQUE SHAPES AND TEXTURES

We LOVE shapes and textures turning your VISION into Concrete Reality.

The fun we have and the beauty we can create is unlimited when we start playing with colour, shapes, texture and finishes and melding them into our concrete projects.

Perfect for inbuilt basins, seating or sculptural projects, we love getting our creative brains flowing along with the concrete to develop and deliver your dream ideas.


Due to the architectural nature of the product that we use, we are able to create a wide range of technically difficult shapes and designs to fit in with our client's needs. These can include cantilevers, curves, and more obscure angular shapes, as well as large benches that other manufactured stone products have restrictions on due to slab size limits.

We are happy to work closely with you, your design team and builder to assess the project and incorporate practical requirements for stability and structural needs.

Added customisation is all part of the artisanal concrete edge that we offer at Set In Steel, as we continually seek to explore ways we can push the envelope with what can be achieved. The end result? A true celebration of the beautiful characteristics that architectural concrete has to offer. Handcrafted pieces of functional concrete art, each unique, not only due to the handmade element of our processes involved in the project's creation, but also as a result of the shapes, colours and textures that we can achieve.



UNIQUE SHAPES AND TEXTURES



# HAND CRAFTED IN AUSTRALIA

We're passionate about our concrete craftsmen, our clients and our concrete.

Our vision is ensuring that our team loves the making of your project as much as we do.

From the first design chat to the final install, Set In Steel hand-makes your one-of-a-kind concrete piece in our workshop just south of Sydney in NSW . We support you through every step.

Select Set In Steel to turn your dream into a refined, concrete-luxe original.

Care for it, enjoy it, love it for what it is...

Concrete, hand formed, poured, processed, and finished honestly and earnestly. No two pieces are ever the same. We take pride in knowing the concrete we have moulded with our hands will be an integral place to share your memories around.



## CARE AND MAINTENANCE

MADE WITH LOVE.  
TOUGH? YES.  
INDESTRUCTIBLE? NO.

We like to think of our slabs as low-maintenance, practical pieces, however, as with anything that has been lovingly handcrafted, perfection is not flawless. Embodied in the passion of the artisans who have worked hard behind the scenes in its creation, your bespoke piece will be the epitome of all of the wonderful characteristics concrete has to offer.

Each piece is a summation of hours of application of technical skill and is essentially an expression of our passion directed by your vision, through the medium of concrete. We want you to enjoy this investment you have made for years to come; and this will require some love and care. We have done the hard work in the rigorous testing of our products, ensuring you can care and maintain your concrete with ease and minimal effort.

We ask that you review our Caring for your Concrete Guide so you know how to properly maintain your beautiful new concrete creation- and of course, what to do when accidents happen!

### TENDER LOVING CARE / THE BASICS

Our tips & techniques for the continuing care and cleaning of your surfaces:

#### DAILY

For everyday, routine cleaning, we recommend wiping surfaces with a soft clean cloth and warm water. Use a PH neutral cleaner or Windex if preferred, but avoid harsh chemical cleaners, abrasive cloths and forceful scrubbing. Wipe up spills as soon as possible, to avoid any potential staining.

# CARE AND MAINTENANCE

## LIQUID SPILLS

Don't panic! Our premium sealant is the highest performing sealer available on the market, is food grade safe, and upon curing, acts as a barrier against spills. Use a non-acidic and non-abrasive cleanser and rinse well with water. Avoid vigorous scrubbing in the same area as this will affect the performance of the sealant.

## TAKE A LITTLE EXTRA CARE WITH ACIDIC SUBSTANCES & OILS

One of the most harmful elements to concrete can be acids and oils. We recommend the removal of spills quickly from the surface, whether it be lemon juice, vinegar, beetroot juice, wine or other liquids - and remember to always use a clean cloth when wiping away oil splashes that can occur in areas after cooking or food preparation. Failure to do so may result in the spills etching into the sealant, resulting in permanent or stubborn stains which can be difficult and almost impossible to remove.

## FOOD PREPARATION

We always recommend cutting on an appropriate cutting board and never directly on the concrete. This will ensure you avoid blunting kitchen knives and even worse, damaging the surface of your slab.

REMEMBER, prevention is better than the cure!



## CARE AND MAINTENANCE

### HEAT RESISTANCE

While the sealer is resistant to heat, excessive direct heat with very hot items such as hot plates and saucepans could potentially cause damage to your concrete surface. We STRONGLY recommend the use of a placemats, or trivets, for cookware and serving dishes.

### THE ELEMENTS

Our sealant is UV stable, rendering it suitable for use on outdoor concrete benches and furniture.

We DO NOT recommend leaving items such as vases, candles, or plant pots sitting for extended periods of time on the concrete as moisture can stay trapped underneath and cause the concrete to stain.. This also applies to debris such as leaves ,due to the tannins which can leach into the concrete. Cleaning your concrete after heavy rain and wind is also useful to avoid dirt left on the surface causing any markings to occur.

Outdoor furniture covers will help protect further from the element and offers a perfect solution to the elements when your item is not in use.

### TAKE IT SLOW

Concrete is not immune to small chips and breakages particularly on exposed edges and can occur if impacted with hard objects. All items with hard surfaces should be handled and placed carefully, and to provide protection we recommend you avoid excessively weighty objects and centrepieces being placed or dragged across your slab. And, as tempting as it may be, please note that giving in to the urge to dance on your new concrete will be at your own risk!

## REPAIR AND REFURBISH

### ACCESSORIES ARE EVERYTHING

Consider a table runner, some coasters or soft placemats to keep the pieces even more protected. Soft “feet” on the underside of heavy or sharp objects will help in avoiding damage to the surfaces.

A well-loved slab will develop a natural patina over time. This is part of the beauty of concrete. For severely worn pieces, the surface can be rejuvenated by sanding and applying a new coat of sealant. Concrete is a natural product, and it behaves like one: as such the re-sealing process can change the appearance of the surface and new variations and pinholes can appear.

Expect the wear of your product to contribute to its uniqueness and character, a part of the allure of concrete that adds to the overall aesthetic.

Hairline cracks, mottling and slight irregularities may occur with time. These are not considered a defect and are purely part of the nature of a material such as concrete.

For restoration on serious chips or cracks, grouting mixes and solutions are available.

Please contact us about options for ongoing maintenance and repairs. If this become an option you are considering, we ask that you please email us some photos and we will happily provide you with the options available to you based on your situation.

### WE THOUGHT TWICE, SO YOU DON'T HAVE TO

Our concrete basins, baths and vanities always receive an additional coat of sealant, giving them the additional protection required for items such as these.

Here are a few more points to consider which will help ensure the preservation of your piece and provide you with peace of mind:



## REPAIR AND REFURBISH

### BE KIND

Use warm water and a soft cloth to clean the basin, bath or vanity.

Mild household cleaner or liquid soaps can help, but please take care to avoid abrasives, chlorines/bleach, or ammonium. Clean up any spillages that may stain. Items generally found in most bathrooms to give extra attention to include oil-based foundations, facial and body skincare products, nail polish and nail polish remover.

### STAY DRY

Best practice is to not leave concrete basins filled with water for prolonged periods of time. We recommend that you unplug and dry where possible. Rinse away toothpaste and mouthwash. Clean away any pooling water, particularly at the base of the basin, to minimise any possible discolouration over time.

### YOUR HANDS ARE LOVELY

Try to avoid leaving essential oil/acidic based hand washes and soaps on your concrete vanities and benchtops, as these acids and oils will eventually break down the sealant and will be absorbed into the concrete. Our mixes are specifically engineered and are denser than regular concrete, significantly reducing the porosity of the concrete, and our sealers act as a water repellent.

Mistreating the concrete surface however, with elements that can result in the sealer being compromised, could result in damage to your lovingly made concrete. Embrace the softer side.

# 12 MONTH LIMITED STRUCTURAL WARRANTY

Set In Steel / Slabs by Design provide a 12 month limited Liability Structural warranty from the date of manufacture, to the customer who purchased the product.

All orders should be fully checked upon delivery. Set In Steel / Slabs by Design should be notified immediately of any defects covered under this warranty.

The warranty is voided should the product not be installed at the time of purchase with potential damage occurring during storage.

All Products should be used in the manner and under the conditions for which they were manufactured by Set In Steel / Slabs by Design.

The ability of the Customer to exercise its rights under this Warranty only applies if:

1. The customer has notified Set In Steel. / Slabs by Design of the apparent defect within 24 hours of it coming to the Customer's attention;
2. The order has been paid in full;
3. The goods are able to be inspected by Set in Steel / Slabs by Design or, suitable photos are sent for inspection;
4. The claim is made within the Warranty period of 12 months from Manufacture.
5. If the goods have not been installed by Set In Steel / Slabs by Design, the custom may be required to return them for assessment and repair if deemed appropriate at the customers cost.
6. If Set In Steel / Slabs by Design installed the Product. This Warranty shall NOT apply if defects occur when the Goods are not used for their as built, manufactured and proper use.



## WARRANTY EXCLUSIONS

This Warranty does not apply if:

1. The Purchaser of the product does not notify Set In Steel / Slabs by Design within the appropriate time frame
  2. If the Customer does not take reasonable immediate steps to prevent any defects from becoming more serious;
  3. Damage caused and not limited to structural damage, discolouration, cracking, surface damage;
  4. Accidental damage or general wear and tear;
  5. Using the product for use outside of the products intended ordinary and proper purpose;
  6. Failing to comply with Set In Steel / Slabs by Design's Installation Guide and / or Care and Maintenance Guide;
  7. Any modifications, repairs, removal and reinstallation made by any party other than Set In Steel / Slabs by Design;
  8. Chips, scratches and damage resulting from improper use and heavy impact;
  9. Damage caused by excessive pressure from applying undue pressure such as sitting, standing on benches outside of their usual and proper intended use;
  10. Damage caused from chemicals, oils, excessive heat, fire, mishandling, weather conditions, hazards which are manmade or natural;
  11. Use of benches as cutting boards or tool benches
- Set In Steel / Slabs by Design warrants that the product will be free from manufacturing defects provided the product is delivered and/or installed by Set In Steel / Slabs by Design.

Within the 12 month Structural Warranty period commencing from the date of delivery, collection and/or installation, Set In Steel / Slabs by Design, at its sole discretion, shall repair or replace a product if it fails to maintain functional structural integrity for the intended purpose of the product solely due to a manufacturing defect..

# TESTIMONIALS



“We did a full renovation this year and I can’t speak highly enough of the team from Set in Steel. Jared, Margueritte and the gang worked tirelessly to bring my pieces to life. An enormous concrete cantilevered island bench (The builder told me it couldn’t be done but these guys nailed it...and without a single problem), plus vanities in all the bathrooms and a stunning hearth for my fire place. As well as a bar and more kitchen bench tops. Thank you Set in Steel, we are beyond grateful. If you are thinking about bespoke concrete in your home... you can’t go wrong with Set in Steel!”

- Rosemary Scognamiglio



“The best part of our house renovation was sending off an email to Set In Steel...and the relationship and results that followed. MJ and Jared are a couple who think outside the square and go above and beyond to make their clients happy. It’s really good knowing you’re supporting a couple who have worked bloody hard from the ground up - they really do deserve every success that comes their way. We are delighted with the results of their work, it really does make us smile every day”

- Kathryn Eccles

# TESTIMONIALS



“It’s rare indeed to meet a team who’s so completely invested in your project. And in the end, the result reflected their care and interest. It’s rare for expectations to be exceeded, but the result was far better than we expected.

Jared and MJ took an interest in our project from the start. They were collaborative and did their utmost to understand the vision, adding their creativity and experience as we went. I’d work with Set in Steel again, without hesitation.

We used Set in Steel for: Bathroom vanities, kitchen, laundry, and cupboard.”

- Robb Simpson



“Earlier this year I found a photo in a magazine of a sink which was made by Set in Steel. I knew I had to contact them to create something beautiful for our upcoming ensuite renovation. Everyone involved with the process was easy to talk to and extremely knowledgeable and we couldn’t be happier with the end result.

Thank you Set in Steel for giving our bathroom that little touch of something extra special.”

- Leanne Kelly

# CONCRETE CRAFTSMEN

## HANDCRAFTED, IN AUSTRALIA

Thank you for choosing Slabs by Design to craft your original product by hand, right here in Australia. Maintain it, enjoy it, embrace it for what it is – concrete, hand poured honestly and earnestly. No two slabs are ever the same: we hope you cherish your practical, beautiful and exclusive piece, as you care for it over time.

SINCERELY, CONCRETE x



set<sup>IN</sup>steel

## Contact Us :

SLABS  
BY DESIGN



Phone Number

02 4244 2208      Mobile: 0435 247 772



Email

enquiries@setinsteel.com.au  
info@slabsbydesign.com.au



Location

221 Berkeley Road Unanderra NSW 2526