

To show passion through the medium of concrete...

CONCRETE OUR FINISH & COLOUR PALETTE

Stunningly Unique
Architectural Concrete



COLOUR PALETTE

Concrete with quiet confidence.

Designed for you – pure form meets
everyday ease.

With time and use, the surface
softens becoming even more
beautiful.

set



www.setinsteel.com.au / www.slabsbydesign.com.au

set IN steel

SLABS
BY DESIGN

Our Signature Polished Concrete Finishes

For the discerning architect, high-end builder, and visionary homeowner, Set in Steel and Slabs by Design offer a collection of concrete finishes that transcend the industrial, elevating concrete to a refined art form. Our finishes are designed to meet the rigorous aesthetic and structural demands of premium residential and commercial projects.



ECC Trowel Finish

Engineered Cementitious Composite (ECC) represents the pinnacle of concrete technology. Our hand-troweled ECC finish celebrates the "maker's mark," offering a sophisticated, movement-rich surface that is both tactile and incredibly durable. The subtle variegation created by the artisan's trowel ensures that every piece is a unique, one-of-a-kind statement.



Phone Number
Landline: 02 4244 2208 Mobile: 0435 247 772




Email
enquiries@setinsteel.com.au /
info@slabsbydesign.com.au



221 Berkeley Road Unanderra NSW 2526

GFRC Off the Form

Our Glass Fibre Reinforced Concrete (GFRC) "Off the Form" finish is the epitome of minimalist elegance. By casting against high-quality moulds, we achieve a smooth, silky surface that retains the raw, honest soul of concrete while offering superior strength and a lighter profile. It is the perfect choice for those seeking clean lines and a contemporary, architectural aesthetic.



Phone Number
Landline: 02 4244 2208 Mobile: 0435 247 772



Email
enquiries@setinsteel.com.au /
info@slabsbydesign.com.au




221 Berkeley Road Unanderra NSW 2526

Designer Terrazzo (Polished Aggregate)

For a finish that marries timeless luxury with modern durability, our Designer Terrazzo (Polished Aggregate) is unmatched. We meticulously grind and polish the surface to reveal the depth and character of the embedded stone, creating a high-end, reflective finish that adds a sense of permanence and grandeur to any space.

Select from any of our concrete colours and include one or more of our Designer Aggregates to create your own bespoke piece.



Hand Pressed Finish

The Hand Pressed finish is designed for those who appreciate organic texture and depth. This technique creates a characteristic "veining" and mottled appearance reminiscent of natural stone. It offers a rugged yet refined look that brings warmth and a sense of history to modern interiors.



Bespoke Textures & Custom Moulding

Beyond our standard finishes, we offer limitless customisation through advanced silicone moulding. We can replicate the intricate, craggy textures of a Rock Face finish or any other natural surface, allowing architects to bridge the gap between the built environment and the natural world with surgical precision.



ROCK FACE MOULD TO VANITY TOP FACINGS



Phone Number
Landline: 02 4244 2208 Mobile: 0435 247 772



Email
enquiries@setinsteel.com.au /
info@slabsbydesign.com.au



221 Berkeley Road Unanderra NSW 2526

Inland Coastal: The Collection

The **Inland Coastal** palette is a study in raw, tactile elegance. It celebrates the muted, sun-drenched tones of the Australian landscape, blending the warmth of inland minerals with the weathered textures of the shoreline. This collection is designed to feel grounded and organic, utilizing a sophisticated spectrum of "new neutrals" that offer more depth than traditional grey.

The **"Tidal" Moppa and Koonunga Hill Aggregate Mixes**: A bespoke blend of smooth river pebbles and crushed quartz. To achieve the Inland Coastal look, we utilize a mix of translucent whites, soft tan stones, and occasional flecks of iron-ore red. When polished or exposed, this aggregate provides a "salt and pepper" texture that feels both ancient and architectural.



MOPPA



APRICOT



WHITE



MINT



KOONUNGA HILL GREY



LINEN



SAND



DARKER SAND

Burnished Earth: The Collection

The **Burnished Earth** palette is a celebration of the Australian landscape's raw power and deep, mineral-rich history. Moving away from the lightness of coastal aesthetics, this collection draws inspiration from the rugged textures of the outback and the strength of architectural concrete. It is a palette defined by "deep neutrals"—tones that feel ancient, grounded, and undeniably premium.

The **"Golden" Seafoam and Sunset Gold Aggregates:** A bold, textured mix featuring crushed volcanic rock and iron-stained quartz. This aggregate provides the "raw" contrast to the smooth concrete, offering a gritty, tactile aesthetic that feels like it was unearthed directly from a canyon wall.



SUNSET GOLD



SUNDANCE



FLAX



HALF FLAX



SEAFOAM



SEED



SANDSTONE #1



SANDSTONE #2

Burnished Earth: The Collection



MINK

*

Baked Earth: The Collection

The **Baked Earth** palette is an exploration of warmth, history, and craftsmanship. It draws its soul from the ancient process of shaping and firing clay, translating those rich, tonal gradients into modern architectural concrete. This collection is for spaces that demand a "glow"—a sense of radiating warmth that feels both artisanal and permanent.

The "Desert Mesa" Aggregate: A high-contrast mix of weathered orange stones, white quartz, and charcoal basalt. This aggregate reflects the natural layering found in canyon walls, providing a rugged, "streaked" texture that breaks up the solid blocks of color.



TERRA ROSA



TERRACOTTA



RUST



FIRE BRICK



cudgee



CORAL #1



CORAL #2



CLAY

Sea Salt: The Collection

The **Sea Salt** palette is designed to maximize light and create a sense of expansive, serene space. Moving away from heavy industrial greys, this collection utilizes "luminous neutrals"—tones that reflect the soft, diffused light of a coastal morning. It is a palette that feels architectural, clinical in its precision, but softened by organic textures.

The "Bleached Coral" White Marble and Super Off White Aggregates: A monochromatic mix of pure white quartz and translucent river stones. When polished, this aggregate creates a subtle, shimmering texture that mimics the look of sun-bleached sand, adding depth to the concrete without compromising its brightness.



WHITE MARBLE



LINEN



CLASSIC GREY



SMOKE



SUPER OFF WHITE



WHITE



OYSTER



SAND

Mineral Mist: The Collection

The **Mineral Mist** palette is a celebration of the structural beauty of concrete in its most iconic form. It draws inspiration from urban monoliths and the complex, dappled patterns of natural riverbeds. This collection focuses on depth through layering—using various shades of grey and high-density terrazzo to create a space that feels solid, cool, and impeccably refined.

The **“Salt & Pepper” Dove and Moppa Aggregates:** The hero of this collection. A dense, multifaceted mix of charcoal basalt, pale grey granite, and flecks of translucent quartz. This selection adds a “designer” complexity to furniture and countertops, hiding wear while providing a visually rich, textured surface.



DOVE



FOSSIL



DOVE



PLATINUM



MOPPA



FLINT



SLATE GREY



ONYX

Mineral Mist: The Collection



SLATE GREY #2



SLATE GREY #3



SLATE GREY #5

**

Volcanic Ash: The Collection

The **Volcanic Ash** palette is a masterclass in tonal depth and architectural weight. It is a collection that embraces the "noir" side of the concrete world, utilizing deep charcoals and obsidian blacks to create spaces that feel both cocoon-like and monumentally strong. This is a palette defined by shadow and silhouette, where texture—not color—takes the lead.

The "Scoria" Aggregate: A jagged, high-texture mix of crushed black basalt and charcoal shale. These "Textural Elements" mimic the raw look of cooling lava, providing a rugged, porous aesthetic that adds an incredible tactile dimension to outdoor kitchens and feature pedestals.



BELEVEDERE



ANTHRACIE



AMERICANO



CHARCOAL



AUSTRAL BLACK



LAVA



NICKEL



SIGNATURE GREY

Volcanic Ash: The Collection



GUNMETAL



GRAPHITE



ASH



FLINT #6



TYDD



LAVA



STORM GREY

Forest Floor: The Collection

The **Forest Floor** palette is a study in tranquility and organic depth. It moves beyond standard neutrals to embrace the "botanical" side of concrete, utilizing a spectrum of muted greens that feel both ancient and incredibly modern. This collection is designed to create sanctuary-like spaces that blur the line between interior architecture and the untamed landscape.

The "Creekbed" Kyneton and Padthaway Green Aggregates: Complex aggregate mixes featuring dark charcoal basalt, olive-toned river stones, and occasional flecks of warm amber quartz. This "Stone Specimen" provides a textural groundedness that reflects the diversity of a natural forest trail.



KYNETON GREEN



CARGO



EUCALYPTUS



NEW EUCALYPTUS



PADTHAWAY GREEN



KHAKI



JADE



SAGE

Forest Floor: The Collection



GREENSTONE #2



GREENSTONE #3




GREENSTONE #4

**

Midnight Mist: The Collection

The **Midnight Mist** palette is a study in cool-toned depth and architectural drama. It moves away from the warmth of the earth to embrace the atmospheric, inky hues of the twilight hours. This collection is defined by its "saturated neutrals"—blues and greens that act as a sophisticated anchor for both indoor and outdoor spaces, providing a sense of calm, structured elegance.

The "**Ironstone**" **Riverina and Harcourt Aggregate**: A dense, monochromatic mix of dark grey basalt and blue-black shale. These "Textural Elements" provide a rugged, crystalline quality that mimics the look of a wet riverbed, grounding the palette with a natural, mineral strength.



RIVERINA




AZURE



DENIM



MARITIME GREY



HARCOURT



MIST



OCEAN



PEACOCK

Midnight Mist: The Collection



SKY

**

Botanical Bistro: The Collection

The **Botanical Bistro** palette is a celebration of "personality-driven" minimalism. It moves away from the strictly industrial to embrace a softer, more playful side of concrete design. Defined by its "chalky" pastels and high-contrast accents, this collection is designed for spaces that are as much about social connection as they are about architectural form. It's a palette that feels fresh, light-drenched, and unapologetically modern.

The **"Confetti" Kyneton and Padthaway Green Aggregates**: A vibrant, multifaceted mix featuring large-scale chips of olive green, charcoal basalt, and warm honey-toned quartz. This selection adds a "designer" complexity to countertops, acting as a bridge between the soft greens and the more industrial elements of the space.



KYNETON GREEN



TEAL



SLATE GREY #4



OYSTER



PADTHAWAY GREEN



GREENSTONE #4



MERINGUE



SAGE

Desert Rose: The Collection

The **Desert Rose** palette is a study in tonal warmth and tactile elegance. It redefines "blush" for the modern architectural space, leaning into the dusty, muted hues of sun-bleached canyons and raw mineral deposits. This collection is for those seeking a "soft-industrial" aesthetic—where the strength of concrete meets the delicate, shifting gradients of a desert landscape.

The **"Quartz & Garnet" Poona and Desert Rose Aggregates**: A rich, high-texture mix of translucent pink quartz, crushed garnet, and copper-hued river stones. These "Pebble Selections" provide a shimmering, crystalline depth that breaks up the solid concrete forms, adding a layer of organic luxury.



POONA



PLUM



VENETIAN



DESERT ROSE



GUAVA



CAMEO

Tuscan Dust: The Collection

The **Tuscan Dust** palette is an exploration of "New Classical" design. It draws inspiration from the weathered beauty of Italian stone and the soft, sun-baked pigments found in Mediterranean architecture. Defined by its sophisticated mauve, terracotta, and parchment tones, this collection is designed for spaces that value heritage and craftsmanship, offering a warm, tactile luxury that feels both ancient and contemporary.

The **"Grape Seed" Poona and Desert Rose Aggregates**: A romantic, high-density mix featuring chips of deep plum, pale rose quartz, and charcoal basalt. This selection adds a "designer" complexity to countertops and flooring, mimicking the look of traditional Venetian terrazzo.



POONA



BLUSH



OAT



APRICOT



DESERT ROSE



PEARL



GUAVA

Gemstone Blush: The Collection

The **Gemstone Blush** palette is a celebration of light, clarity, and soft-focus luxury. Moving away from deep, earthy clays, this collection draws inspiration from the translucent beauty of semi-precious minerals and spring botanicals. It is defined by "high-key" pinks and bright, reflective surfaces, designed for spaces that aim to feel uplifting, sophisticated, and undeniably chic.

The **"Rose Quartz" Angaston Pink Aggregate**: A signature blend of semi-translucent pink pebbles. These "Gemstone" stones provide an organic, crystalline depth that looks spectacular when used in garden borders or as a textured backdrop for sleek concrete forms.



ANGASTON PINK.



OAT



PEARL



DARK SAND



DESERT ROSE



BLUSH



MERINGUE



LINEN

CONCRETE COLLECTIONS - AGGREGATE GALLERY


OUR TERRA AUSTRALIS SERIES OF AUSTRALIAN SOURCED STONES

Our comprehensive showcase of Australia's natural resources that can be welcomed into your living spaces.


Available in 3mm, 6mm, 10mm and 14mm

Mix one or a combination with any of our curated concrete colours to create a unique and standout item for your living space.


It does not have to be about the Ordinary, when you can achieve EXTRA-ordinary...



**WHITE
MARBLE**




**TERRA
ROSA**




**SUPER
OFF-WHITE**




**SUNSET
GOLD**




RIVERINA




SEAFOAM




POONA



**PADTHAWAY
GREEN**




**OFF
WHITE**




MOPPA

**KOONUNGA
HILL GREY**


**KYNETON
GREEN**




HARCOURT




DOVE




**DESERT
ROSE**




CUDGEE




CALCA



BELVEDERE



**AUSTRAL
BLACK**



**ANGUSTON
PINK**

 Phone Number
Landline: 02 4244 2208 Mobile: 0435 247 772
 Email
enquiries@setinsteel.com.au /
slabsbydesign.com.au
 Location
221 Berkeley Road Unanderra NSW 2526